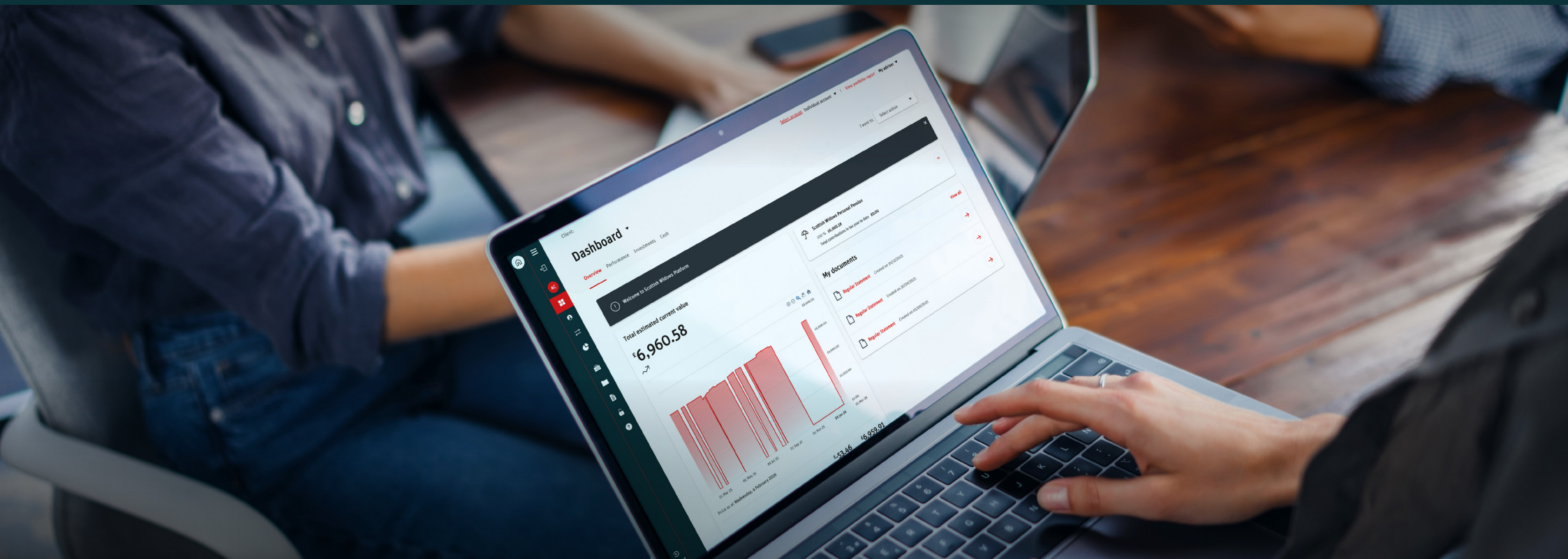
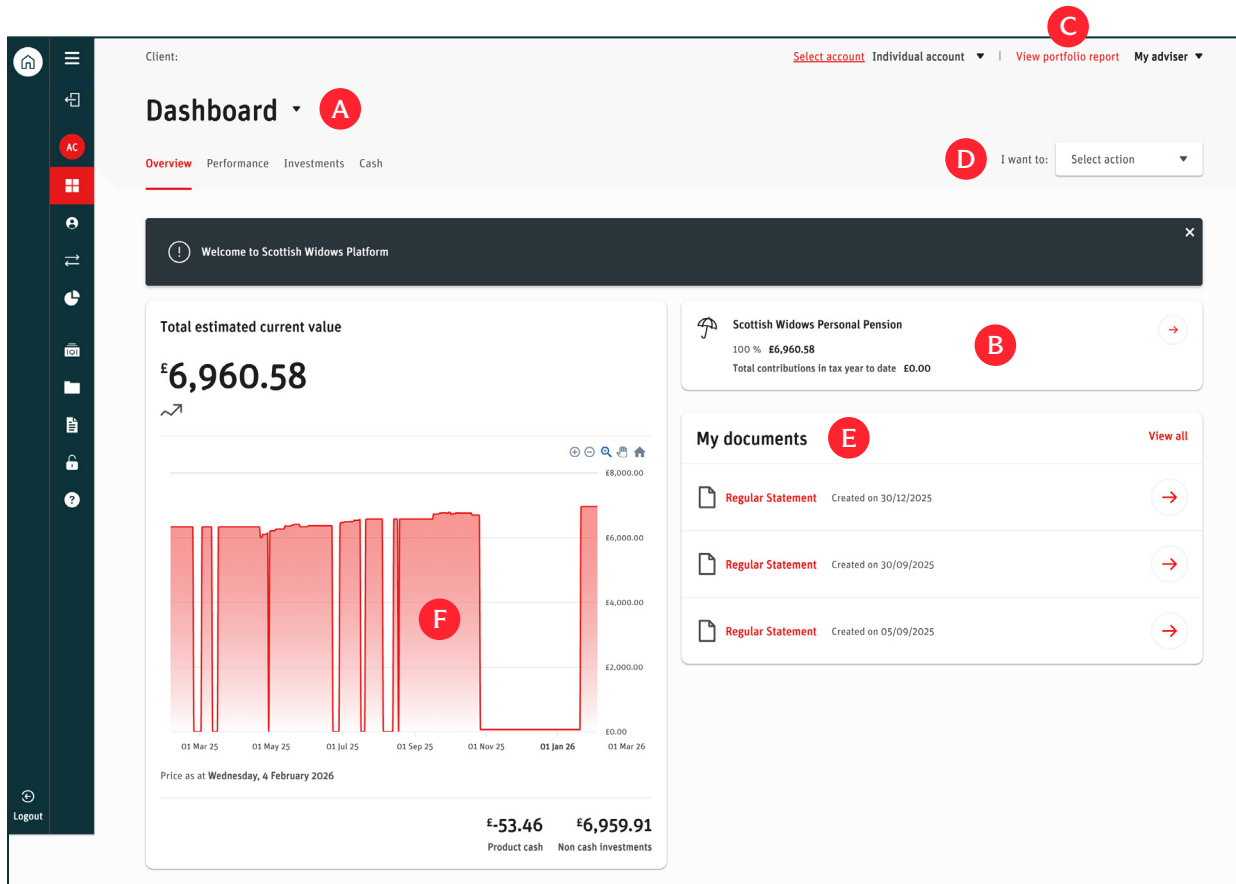


Scottish Widows Platform

Dashboard user guide for clients



Client dashboard and menu



- A** If you have more than one product, a little downward arrow will appear here to allow you to navigate between each product dashboard.
- B** Selecting a Product tile will take you to the dashboard for that product. Here, you will be able to see the detail of the individual product such as valuation, performance and transactions.
- C** By clicking **View Portfolio Report** you will be taken to an account summary page. This page gives you an overview of the account including payment details, withdrawals and charges.
- D** The **I want to** dropdown box allows you to quickly navigate to commonly used processes such as view bank details or pay money in.
- E** Under **My documents**, you will find the most recently issued documentation.
- F** This graph shows the value of your holdings (over all your products) and performance data.

Client dashboard and transactions



Client: Individual account | View portfolio report My adviser ▾

Scottish Widows ISA ▾

Overview Performance Investments Cash Transactions I want to: Select action ▾

Pay money in

Trade

ISA Management

Total estimated current value;

£33,336.75

01 Oct 25 01 Nov 25 01 Dec 25 01 Jan 26 01 Feb 26

No data to display

Cash available to spend ⓘ

£-533.50

Total cash value ⓘ

£15,849.00

Investments value

£12,742.35

Non cash investments

Stocks & Shares ISA summary

ISA remaining allowance ⓘ

£7,751.00

ISA used allowance

£13,000.00

ISA withdrawals

£751.00

Once you select the product you wish to look at in more detail, you will be taken to the product dashboard.

The action tile **trading** will always be shown but you will only be able to access these functions if you have servicing permissions on your account (this is set by your financial adviser).

The product dashboard will show you a breakdown of the value of the product you have selected.

Cash available to spend displays cash available to spend for trading purposes and does not include uncleared funds and the proceeds of any unsettled trades.

Total cash value includes uncleared funds and the proceeds of any unsettled trades.

For ISA & Junior ISA products you will also see a breakdown of remaining allowance, allowance used & withdrawals.

Client dashboard – Performance



Client: Individual account | View portfolio report My adviser ▾

Scottish Widows Personal Pension ▾

Overview **Performance** Investments Cash Transactions I want to: Select action ▾

From: 05/11/2025 To: 05/02/2026 Search Table View

Opening value £13,175.87	Closing value £49,621.40	Net gain/loss £4,538.88
------------------------------------	------------------------------------	-----------------------------------

Portfolio growth

Money & in specie transfers-in £32,094.00	Money & in specie transfers-out £0.00
Estimated gain/loss £0.00	Estimated unrealised gain/loss £2,009.37
Charges £0.00	Return after charges 11.09%

Price as at Wednesday, 4 February 2026

Interest (Net) £1,752.24	Dividends (Gross) £589.92	Tax £0.00
------------------------------------	-------------------------------------	---------------------

Here you can view **Performance** data within the given date ranges, or set your own range as required.

? Access our **Tool Tips** throughout the site by clicking on the question mark icons.

Product dashboard overview



A **Investments:** This screenshot shows the 'Investments' tab. It includes a search bar for 'As at' (05/02/2026) and a table of investment holdings.

Investment Name	Location	Quantity	Last known price	Estimated value	% of portfolio	Average cost	Total cost	Document	Protect
GBP Cash	EmbarK	32550.86	£1.00	£32,550.86	65.60%	£1.00	£32,550.86		
71M AAP Adventurous C Acc	EmbarK	1518.78	£2.8132	£4,272.63	8.61%	£2.63	£3,994.50		
71M AAP Adventurous C Inc									

B **Cash:** This screenshot shows the 'Cash' tab. It includes a search bar for 'As at' (05/02/2026) and a table of cash balances.

Product name	% of total investment	Available	Committed	Total balance
Scottish Widows Personal Pension (EM1787087-003)	65.598%	£25,693.32	£6,857.54	£32,550.86
Total		£25,693.32	£6,857.54	£32,550.86

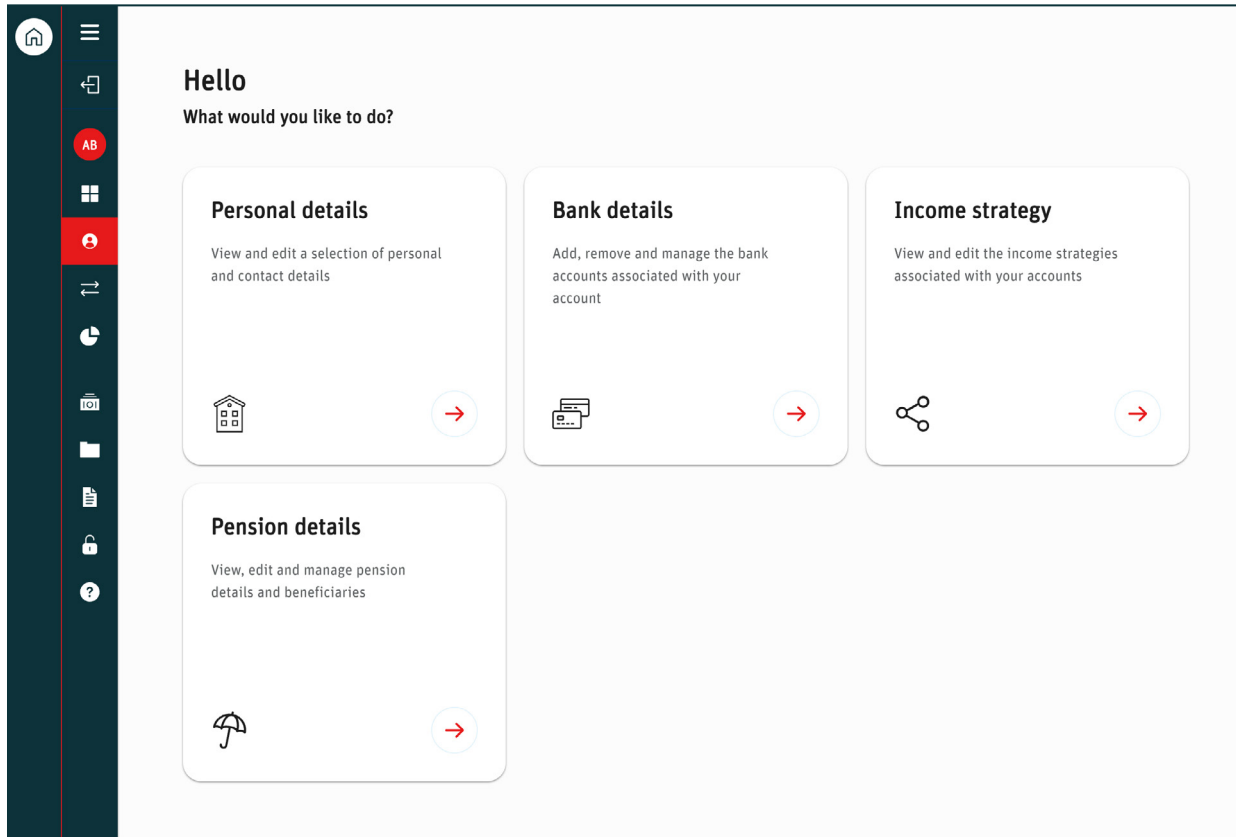
C **Transactions:** This screenshot shows the 'Transactions' tab. It includes filters for 'View' (View cash), 'Status' (All), and 'Pending'. It displays a table of transactions.


Date	Description	Source/Destination	Type	Net Value	Tax Relief	Gross Value
28/01/2026	Regular Deposit	NATIONWIDE BUILDING SOCIETY ****3036 07-01-16	Deposit Regular	£180.00	£0.00	£180.00
09/12/2025	Regular deposit	NATIONWIDE BUILDING SOCIETY ****3036 07-01-16	Deposit Regular	£180.00	£0.00	£180.00
04/12/2025	Regular deposit	NATIONWIDE BUILDING SOCIETY ****3036 07-01-16	Deposit Regular	£500.00	£0.00	£500.00

As you move through the tabs at the top of your Product Dashboard (from left to right: Overview, Performance, Investments, Cash, Transactions). You will find useful information relating to your product. Overview & Performance are covered in previous pages of this guide.

- A Investments:** Is where you will find all relevant information in respect of the investments held within your product.
- B Cash:** Lets you see what cash is available within your account.
- C** You can view transactions that have taken place on your account including investment transactions, cash transactions, corporate actions and transfers.

My details

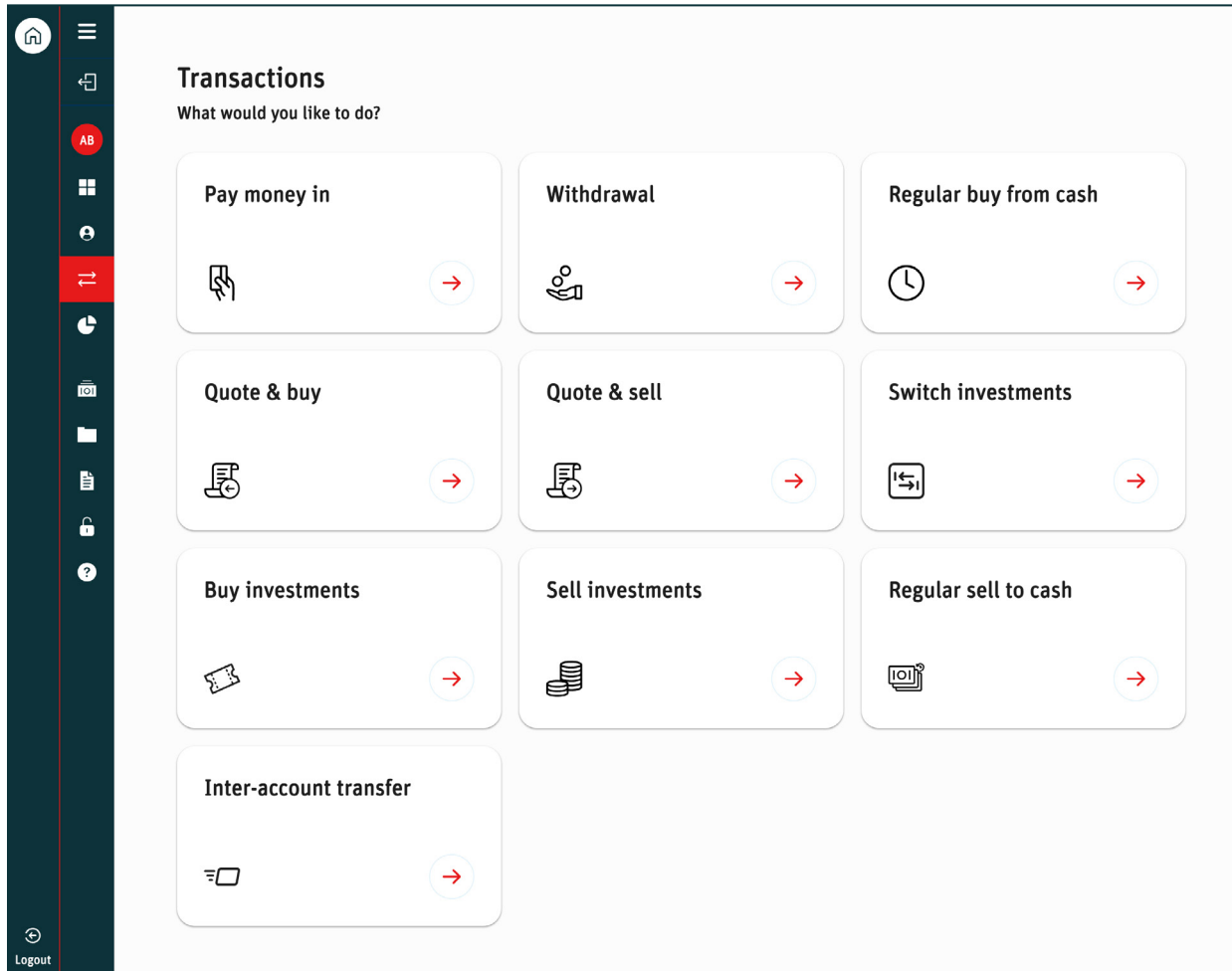


 By clicking the **my details icon** you can view and change information on your account.

You will be asked to confirm your memorable pin before editing the information.

Only users with servicing permissions for all their products will be able to edit bank details, income strategy and pension details.

Transactions



When you click the **Transactions** option on your navigation menu, you will be given the options shown in the image opposite. You can only access these tiles if you have servicing permissions on your account. This would be given to you by your financial adviser.

Tools



 By selecting the **Fund** you will be taken to our tools page.

Here, you have two options the first is to visit the Financial Express powered (**FE**) **Fund Centre** which allows you to research and compare all investments available on platform and the market as a whole. These details include charges, performance, risk and Fact Sheets. The second option **My portfolio** scan allows you to take the details of your current account holdings over to the site to run various reports.

Fund Information ¹ Portfolio (0) ¹

Name, CitiCode or ISIN

Prices & charges Fund info Cumulative performance Discrete performance Calendar performance Risk Documents Target market & costs SR

1 2 3 4 ... 4482 Show 25 Display 1 - 25 (of 112042)

Name	Type	Price	Price Date	Currency	Change	Change [%]	Yield	AMC	Ongoing Charge	Tools	Provider's FactSheet
(Uf/As) Money Pr S2 S2		422.99p	04/02/2026	GBX	+0.04p	+0.01	N/A	0.75%	0.78%		
€ Corp Bond ESG Paris-Aligned Climate UCITS ETF Acc EUR	Accumulation	€5.61	04/02/2026	EUR	+€0.01	+0.11	N/A	0.15%	0.15%		
€ Corp Bond ESG Paris-Aligned Climate UCITS ETF Dis EUR	Income	€4.98	04/02/2026	EUR	+€0.01	+0.11	N/A	0.15%	0.15%		
€ Corp Bond SRI PAR 7-10Y Track Privilege Acc EUR	Accumulation	€106.68	05/12/2025	EUR	-€0.16	-0.15	N/A	0.03%	0.20%		
€ Corp Bond SRI PAR 7-10Y Track Privilege Dis EUR	Income	€104.32	05/12/2025	EUR	-€0.15	-0.15	N/A	0.03%	0.20%		
€ Corp Bond SRI PAR 7-10Y UCITS ETF Acc EUR	Accumulation	€10.75	03/02/2026	EUR	-€0.01	-0.07	N/A	0.03%	0.15%		
€ Corp Bond SRI PAR 7-10Y UCITS ETF Dis EUR	Income	€10.52	03/02/2026	EUR	-€0.01	-0.07	N/A	0.03%	0.15%		

Charges



[Back](#)

My charges

Find and view details of the charges associated with your account.


View: All products | From: All Types | Select Date | To: Select Date | [Search](#)

Showing 10 of 110 results

1 2 3 ... 11 ▶ Results per page: 10 20 50

As at	Reference	Product	Product Number	Charge type	Narrative	Amount
04/02/2026	1147801	Scottish Widows ISA	EM1787087-002	Ongoing management charge	DIM Fee	£0.66
03/02/2026	1147737	Scottish Widows ISA	EM1787087-002	Ongoing management charge	DIM Fee	£0.66
02/02/2026	1147642	Scottish Widows ISA	EM1787087-002	Ongoing management charge	DIM Fee	£0.66
01/02/2026	1147287	Scottish Widows ISA	EM1787087-002	Ongoing management charge	DIM Fee	£0.66
31/01/2026	1147135	Scottish Widows ISA	EM1787087-002	Ongoing management charge	DIM Fee	£0.66
30/01/2026	1146948	Scottish Widows ISA	EM1787087-002	Ongoing management charge	DIM Fee	£0.66
29/01/2026	1146864	Scottish Widows ISA	EM1787087-002	Ongoing management charge	DIM Fee	£0.66
28/01/2026	1146804	Scottish Widows ISA	EM1787087-002	Ongoing management charge	DIM Fee	£0.66
27/01/2026	1146730	Scottish Widows ISA	EM1787087-002	Ongoing management charge	DIM Fee	£0.66
26/01/2026	1146674	Scottish Widows ISA	EM1787087-002	Ongoing management charge	DIM Fee	£0.66

1 2 3 ... 11 ▶ Results per page: 10 20 50

 The **charges** icon on your navigation menu, will take you to a summary of charges within your account.

You can filter by product, type of charge and a specific date range.

Documents and reports



Documents
Find and view documents specific to your account, activity and products

View: All documents | From: 30/01/2025 | To: 05/02/2026 | Search

Results per page: 10 | 20 | 50

Date	Document name	ID
03/02/2026	Internal Transfer Confirmation Letter PDF	50342877
29/12/2025	Contract Note PDF	50137753
19/12/2025	Confirmation Schedule PDF	50091446
19/12/2025	Charges Confirmation PDF	50091445

📁 In addition to accessing documents via your dashboard (details on page 2), you can also access these by clicking the **folder icon** within your menu navigation panel.

📄 If you have **self serve** permissions you can request various reports for your selected account by clicking reports.

Excel and PDF reports are available to produce using a variety of date ranges.

Reports
For users with service permissions only, once submitted your requested report will be automatically sent to your document library

Reports



0330 024 2345



service@scottishwidowsplatform.co.uk



scottishwidows.co.uk/platform

SCOTTISH  WIDOWS